

TRADITIONAL WELDING MACHINE FOR OCCASIONAL USE.

- Single-phase power supply 230V - 50/60Hz
- For electrodes from Ø1.6 to 2.5 mm
- Easy to use
- Adjustment by switch
- Portable device
- Equipped with thermal protection



READY TO USE PACKAGE






earth cable (2 m) + electrode holder (2 m)



brush hammer



hand mask

		I_2	
50/60hz			cm/kg
230 V 1~	8 A	75-100 A	27,5 x 17,5 x 21 / 13