

Fabricant français
depuis 1964

www.gys.fr



POWERDUCTION

Induction-Heating Systems

INDUCTION

Safe heating process

Induction heating is a particularly efficient process for heating a metal's core in only a fraction of a second. Ideal for mechanical engineering, car bodywork or general maintenance work; this method of instantly and precisely transferring heat only works on ferrous materials and has no effect on rubber or plastics. This heating process is completely localised and is considerably safer for the workplace since there is no gas or flames involved.

Releasing, unseizing or removing stuck parts could not be easier. GYS' POWERDUCTION range is based on this very principal and consists of eight products with different power levels depending on the task at hand.

MECHANICS AND MAINTENANCE

- releasing or disassembling :
 - steering rods
 - steering ball joint
 - brake discs
 - brake hoses
 - exhaust manifold flanges
 - exhaust pipes
 - shock absorber nuts
 - thread-locked screws
- heating longerons (except HLE steels)
- releasing bolts

CAR-BODY REPAIR

- removing steel or aluminium parts
- straightening bent chassis (except HLE steel)

INDUSTRY

- annealing metal parts
- heating to bend
- brazing
- pre-heating



Precise

Only the area near the inductor is heated. Targeting a localised area becomes very simple.



Instantaneous

This heat is diffused from the metal's core in only a few seconds. The action happens very quickly.



Secure

This flameless machine allows users to work near heat-sensitive or flammable areas without causing damage. This process is a much safer alternative to the traditional induction-heating torch.



POWERDUCTION

EIGHT LEADING

INDUCTION-HEATING MACHINES

Designed and manufactured entirely in France, the POWERDUCTION range includes eight separate products, each designed to carry out multiple tasks. The POWERDUCTION 10R, 37LG, 39LG, 50LG, COMBI 50LG, 110LG, 160LG and 220LG offer distinctly different levels of performance and ergonomics and are ideal for automotive work, HGVs, construction work, car bodywork, general maintenance and industrial workshops. This range of induction-heating machines is designed to solve technical issues faced by professionals and allow them to perform more complex repairs.

POWERDUCTION 10R, THE MULTI-APPLICATION SPIRAL INDUCTOR

Its uses:

- Automotive workshops
- Maintenance work
- Locksmithing
- Steel construction

Its advantages:














- Compact and very **lightweight (3.5 kg)**
- Easy to transport, it can be carried over the shoulder
- Plugs into any **single-phase** socket
- Quick start: quick to plug in and use
- 1,200 W of power
- Delivered in its own carry case and supplied with five or twelve different inductors, spiral inductors, braided and flexible wires.

**Optional Extras**
Sticker-removal inductor
066601

**Optional Extras**
Loosening inductor
079472

An induction-heating appliance equipped with a spiral inductor; the POWERDUCTION 10R is the ideal decoupling tool. With 1,200 W of power it is still both compact and lightweight (3.5 kg) and it comes with a practical strap so that it can be carried over the shoulder. Easy and quick to start up on a single-phase socket, this power source is the perfect tool for all on-site operations.



POWERDUCTION 10R ●	POWERDUCTION 10R PRO ●
	
Spiral Ø18 mm Side 054806 	
Spiral Ø24 mm Side 054790 	
Spiral Ø30 mm Side 055469 	
Spoolable braided wire 054813 	
Straight wire for coiled inductor 054868 	
Spiral Ø21 Side 079953 	
Spiral Ø27 Side 079960 	
Spiral Ø18 Front 079977 	
Spiral Ø21 Front 079984 	
Spiral Ø24 Front 079991 	
Spiral Ø27 Front 080003 	
Spiral Ø30 Front 080010 	



POWERDUCTION 37LG, THE PERFECT COMBINATION OF POWER AND MOBILITY

Its uses:

- Atelier motoculture
- Maintenance
- Atelier automobile
- Carrosserie

Its advantages:

- Compact and portable (15 kg)
- Power: **3,700 W that can be set in increments of 250 W**
- Duty cycle at max. power : 7 min
- Delivered with an S90 inductor (ref. 058927)
- Liquid-cooled power source (1.5 L)





**Optional Extras**
UNIVERSAL 800 trolley
051331

Weighing in at only 15 kg and powered by single-phase, 230 V power supply, the POWERDUCTION 37LG represents the perfect blend of power and portability. With 3,700 W of power, it is highly recommended for use in general repairs as well as automotive and maintenance workshops.



POWERDUCTION 39LG, THE PERFECT COMPANION FOR CAR WORKSHOPS

Its uses:

-  Automotive workshops
-  Truck workshops
-  Maintenance work
-  Car-body repair

Its advantages:





- Compact and easy to **move around the workshop**
- Power: 3,700 W that can be set in increments of 250 W
- Duty cycle at max. power : 15 min
- Power supply equipped with **PROTEC 400** and **PFC technology**
- Inductor cable: 3 m (and the length of the machine's arm)
- Delivered with complete C20/B1 inductor (ref. 056862) or S90 (ref. 080027)
- Maximum power on a **230 V socket with 16 A fuse**
- Liquid-cooled power source (7 L)

It also boasts 3,700 W of power alongside a 7-litre coolant tank. Thanks to this feature, it can be used at full power for 15 minutes without stopping. To make it easier to move around the workshop, the POWERDUCTION 39LG is mounted on castor wheels and has an built-in bracket to support its 3 m arm.



POWERDUCTION 50LG, QUIET POWER

Its uses:

-  Automotive workshops
-  Truck workshops
-  Agricultural & construction workshops
-  Maintenance work

Its advantages:

- Power: **5,200 W of continuous** power (5,200 W at 100%)
- **Single-phase power supply with PROTEC 400 and PFC technology**
- Power cable: 8 m
- Inductor cable: 3 m (and the length of the machine's arm)
- Delivered with complete C20/B1 inductor (ref. 056862)
- Power lead for **use with a 16 A plug**
- Liquid-cooled power source (7 L)

Capable of continuous, full power heating, the POWERDUCTION 50LG is the most efficient in the single-phase range. Ideal for heavy-duty applications, this device's high power levels also make it well suited for straightening metal structures. Like the 39LG, it is equipped with a PFC (Power Factor Correction) and PROTEC 400 technology. These technologies offer four major advantages; they can be used on 185 - 265 V electrical networks, they are protected against overvoltages up to 400 V, boast energy savings of 30% and can be used on a 25 A / 230 V socket.



COMBIDUCTION AUTO 50LG, 2-IN-1 INDUCTION-HEATING APPLIANCE

Its uses:



Automotive workshops



Agricultural workshops



Car-body repair



Maintenance work

Its advantages:

- Power: **5,200 W of continuous power** (5,200 W at 100%)
- Single-phase power supply with **PROTEC 400** and **PFC technology**
- Power lead for **use with a 16 A plug**
- Power cable: 8 m
- Inductor cable: 3 m (and the length of the machine's arm)
- Delivered with complete C20/B1 inductor (ref. 056862)
- Delivered with a glass inductor and a glue inductor (ref. 053339 & ref. 053373)
- Liquid-cooled power source (7 L)
- Pneumatic foot pedal



Includes
Glue inductor
Réf. 053339



Includes
Glass inductor
Réf. 053373



Optional Extras
Spiral inductor
Réf. 054783



Optional Extras
Dent-Removal Inductor
Réf. 054776

The COMBIDUCTION AUTO 50LG provides immediate heating power for all kinds of steel and aluminium work. Equipped with two mechanical arms, this versatile machine combines both bodywork and mechanical inductors. This induction unit is the ideal tool for garages and body shops.



POWERDUCTION 110LG, CONDENSED-DOWN EFFICIENCY

Its uses:



HGV, agricultural & construction workshops



Maintenance work



Shipyards & railways



Industry

Its advantages:

- Power: **11 kW of continuous power (max power)**
- Works on **16 A / 400 V or 35 A / 230 V three-phase power outlets**
- Power cable: 5 m
- Inductor cable: 4 m (and the length of the machine's arm)
- Easy to transport and use with its removable handle
- Comes with **a pneumatic-control pedal**
- Delivered with an L90 inductor (ref. 059788)
- Liquid-cooled power source (7 L)



Optional Extras
POWERDUCTION Heat Controller
061644

The POWERDUCTION 110LG is a three-phase, 400 V induction-heating machine that provides a mighty 11 kW of power in a small and practical package. True power condensed into one machine; this device has proven itself to be effective in numerous situations including HGV workshops and industrial production facilities. For even more comfort, it comes supplied with a pneumatic-control pedal.



POWERDUCTION 160LG, HIGH PERFORMANCE

Its uses:



HGV, agricultural & construction workshops



Maintenance work



Shipyards & railways



Industry

Its advantages:

- **16 kW of continuous power (16 kW at max. power)**
- Works on a **32 A / 400 V or 45 A / 230 V three-phase power outlet**
- Liquid-cooled power source (30 L)
- Power cable: 4 m
- Inductor cable: 6 m (and the length of the machine's motorised arm)
- Easy to transport and use with its removable handle
- Comes with **a pneumatic-control pedal**
- Delivered with an L90 inductor (ref. 059788)

NEW



Optional Extras
Powerduction Heat Controller
061644

Powered by a 400 V, three-phase supply, the POWERDUCTION 160LG achieves a power of 16 kW. The power output combined with its 30-litre tank and on-board technology ensure an unparalleled performance in industrial environments or during demanding operations. Its sophisticated, user-friendly design includes a motorised arm to support the 6 metres of inductor cable, 4 metres of power cable and a pneumatic-control foot pedal as well as four wheels for perfect stability.





POWERDUCTION 220LG, THE MOST POWERFUL INDUCTION MACHINE

Its uses:



HGV, agricultural & construction workshops



Maintenance work



Shipyards & railways



Industry

Its advantages:

- **22 kW of continuous power (22 kW at max. power)**
- Works on a **32 A / 400 V three-phase power outlet**
- Liquid-cooled power source (30 L)
- Power cable: 4 m
- Inductor cable: 6 m (and the length of the machine's motorised arm)
- Easy to transport and use with its removable handle
- Comes with a **pneumatic-control pedal**
- Delivered with a L20/B4 inductor (ref. 067882)

NEW

















Optional Extras
Powerduction Heat Controller
061644

Powerduction 200LG supplies instant heat to unseize, and to heat up, steel or aluminium. Its flameless heating is precise, immediate and completely safe for working environments. Thanks to its liquid cooling, it can work continuously at its maximum power of 22kW. Designed for intensive use on 32 A three-phase socket, its productivity and heating quality make it an indispensable tool for all industrial environments.



POWERDUCTION SELECTION GUIDE



TECHNICAL DATA							080195					
Power supply (50/60 Hz)	Fuse	230V, 1~	230V, 1~	230V, 1~	230V, 1~	230V, 1~	230V, 3~	400V, 3~	230V, 3~	400V, 3~	400V, 3~	
		16 A	16 A	16 A	25 A	25 A	35 A	16 A	45 A	32 A	32 A	
	Power	1,2 kW	3,7 kW	3,7 kW	5,2 kW	5,2 kW	11 kW		16 kW		22 kW	
	Frequency	45 →100 kHz	15 →30 kHz	20 →60 kHz	20 →60 kHz	20 →80 kHz	20 →60 kHz		20 →60 kHz		20 →60 kHz	
	Power Factor Correction (PFC)	—	—	■	■	■	—		—		—	
	Protec 400 (P400)	—	—	■	■	■	—		—		—	
	Coolant	Air	1.5l	7l	7l	7l	7l		30l		30l	
	Power Supply Cable	2 m	2 m	6 m	8 m + extension 16 A	8 m + extension 16 A	5 m		4 m		4 m	
	Inductor Cable	1 m	2 m	3 m	3 m	3 m	4 m		6 m		6 m	10 m
	Dimensions	23 x 14 x 10 cm	45 x 28.5 x 25 cm	53 x 70 x 37 cm	59 x 88 x 59 cm	59 x 88 x 59 cm	59 x 90 x 59 cm		78 x 118 x 58 cm		78 x 118 x 58 cm	
Weight	3 kg	15 kg	50 kg	70 kg	70 kg	80 kg		150 kg		150 kg		
HEATING CAPACITIES												
Duty Cycle	35 °C / 100%	2 min	7 min	15 min	continuous	continuous	continuous		continuous		continuous	
Nut Size		—	M10 → 1 s	M12 → 1 s	M14 → 1 s	M14 → 1 s	M18 → 1 s		M20 → 1 s		M45 → 2 s	
Sheet Thickness		—	2 mm → 5 s	2 mm → 5 s	2 mm → 3 s 4 mm → 5 s	2 mm → 3 s 4 mm → 5 s	2 mm → 2 s 4 mm → 4 s		2 mm → 2 s 4 mm → 4 s		2 mm → 1 s 4 mm → 3 s	
Metal Rod Diameter		Ø 8 → 10 s	Ø 10 → 15 s	Ø 10 → 15 s	Ø 10 → 10 s	Ø 10 → 10 s	Ø 10 → 7 s		Ø 10 → 5 s		Ø 10 → 4 s	
RECOMMENDATIONS FOR USE												
Mechanics	Auto	  										
	HGVs	 										
	Agri	 										
	Construction	 										
General Maintenance												
Industry												

On-Board Technologies

It is challenging to control the heating process and precise induction temperatures. The POWERDUCTION range offers the technology needed for this type of control, for perfect results every time.

NEW



Temperature control


The POWERDUCTION 110LG, 160LG and 220LG can be fitted with a 'POWERDUCTION Heat Controller' smart box. Connecting directly to the circuit board, along with thermal sensors, it can be programmed easily through the machine's user-friendly interface. This function allows a heating set point to be consistently maintained between 80 and 350°C. This is ideal for pre-heating welding workpieces, interference-fitting or paint stripping.

NEW



Timing control

The latest generation of POWERDUCTION machines (V4) come with a new «Timer» feature. This function means that the heating time can be precisely adjusted (from anywhere between 1 - 30 seconds) to achieve the right level of accuracy (excluding the 37 LG).



















Induction heating specially tailored to your inductor and welding material

The POWERDUCTION range responds differently depending on the type of inductor being used and the material being heated. It provides an optimal heating power adapted specifically to each situation.







SMALL Ø16





INDUCTORS

INDUCTORS							
	  			 — B1  — B1		 — B2	 — B3
* = original equipment	S90 058927	S70 061569	S180 059269	  S20/B1 (20°) 064874	  S180/B1 064881	  S180/B2 064928	  S180/B3W 067899
37 LG	✓*			✓		—	✓
39 & 50 LG				✓ with adapter 28S			
110,160 & 220 LG				✓ with adapter 32S			




NEW

			
Ø 20	S20/D20 078796	S90/D20 078871	S180/D20 069985
Ø 25	S20/D25 078802	S90/D25 078888	S180/D25 069992
Ø 30	S20/D30 078819	S90/D30 078895	S180/D30 070592
Ø 35	S20/D35 078826	S90/D35 078901	S180/D35 070608
Ø 40	S20/D40 078833	S90/D40 078918	S180/D40 070615
Ø 45	S20/D45 078840	S90/D45 078925	S180/D45 070622
Ø 50	S20/D50 078857	S90/D50 078932	S180/D50 070639
Ø 55	S20/D55 078864	S90/D55 078949	S180/D55 070646
37 LG	✓ S20/D20~D35, S90/D20~D35, S180/D20~D35		
39 & 50 LG	✓ with adapter 28S		
110, 160 & 220 LG	✓ with adapter 32S		
Protection kit for L180/D inductors - Kit de protection pour inducteurs boucle 077386			







NEW


			
	S180 HEAT TUBE D37 078604	S180 HEAT TUBE D40 078611	S180 HEAT TUBE D50 078628
37 LG	—		
39 & 50 LG	✓ with adapter 28S		
110, 160 & 220 LG	✓ with adapter 32S		


DIFFICULT ACCESS ADAPTERS

	 90°-S 082663		✓ compatible with 180/B1 ✓ compatible with 180/B2 ✓ compatible with 180/B3W
--	--	---	---

ADAPTERS

	 28S M28 Ø16 064485		
	 32S M32 Ø16 064508		
37 LG	—		
39 & 50 LG	✓ 28S M28 Ø16		
110, 160 & 220 LG	✓ 32S M32 Ø16		

Boxes		
		
28S/B type W for 39LG & 50LG 072497	32S/B type W for 110LG & 160LG 072503	L box 065796
included : S20/B1 (x1) S180/B1 (x1) S180/B3 (x1) 28S (x1) B1 (x1) B3 (x1)	included : S20/B1 (x1) S180/B1 (x1) S180/B3 (x1) 32S (x1) B1 (x1) B3 (x1)	included : L70 (x1) L180 (x1)

NEW	
Trolley for inductor for adapter 32L Chariot pour inducteurs pour adaptateur 32L 075955	
	4 to 8 wheels

Ferrites									
									
B1 053823	B1 (x5) 079380	B2 053458	B3 067875	B4 053755	B5 079489	B1 056909	B1 (x5) 079397	B2 056916	B3 072527
								B4 054844	Spiral 069701

Glue kit for inductor Kit de colle pour inducteur 075948	
	
	EA 9487 Colle-Stick bi-composants Power Epoxy 150°C 054851

LARGE Ø32

INDUCTORS




INDUCTORS							
							
* = original equipment	L90 (90°) 059788	L70 (70°) 059771	L180 059795	L180/Spiral 065000	L20/B4 067882	L20 Alu Glove 069114	L180/B4 079786
37 LG				—			
39 & 50 LG			✓ with adapter 28L				
110, 160 & 220 LG	✓ with adapter 32L*		✓ with adapter 32L		✓ with adapter 32L*	✓ with adapter 32L	✓ with adapter 32L

NEW				
				
Ø 60	L20/D60 078956	L90/D60 079106	L180/D60 069923	
Ø 70	L20/D70 078963	L90/D70 079113	L180/D70 069930	
Ø 80	L20/D80 078970	L90/D80 079120	L180/D80 069121	
Ø 90	L20/D90 078987	L90/D90 079137	L180/D90 069947	
Ø 100	L20/D100 078994	L90/D100 079144	L180/D100 069954	
Ø 110	L20/D110 079007	L90/D110 079151	L180/D110 069961	
Ø 120	L20/D120 079014	L90/D120 079168	L180/D120 069978	
Ø 130	L20/D130 079021	L90/D130 079175	—	
Ø 140	L20/D140 079038	L90/D140 079182	—	
Ø 150	L20/D150 079045	L90/D150 079199	—	
Ø 160	L20/D160 079052	L90/D160 079205	—	
Ø 170	L20/D170 079069	L90/D170 079212	—	
Ø 180	L20/D180 079076	L90/D180 079229	—	
Ø 190	L20/D190 079083	L90/D190 079236	—	
Ø 200	L20/D200 079090	L90/D200 079243	—	
37 LG				—
39 & 50 LG			✓ with adapter 28L	
110, 160 & 220 LG			✓ with adapter 32L	
Protection kit for L180/D inductors - Kit de protection pour inducteurs boucle 077386				

NEW				
				
* = original equipment	L90 BRAZ 16 Ø 1/2" / 16 mm 076907	L90 BRAZ 28 Ø 1" / 28 mm 076921	L180 BRAZ 16 Ø 1/2" / 16 mm 076914	L180 BRAZ 28 Ø 1" / 28 mm 076938
37, 39 & 50 LG				—
110, 160 & 220 LG				✓ with adapter 32L*
Protection kit for BRAZ inductors - Kit de protection pour inducteurs brasage 077515				

NEW	
	
37, 39 & 50 LG	—
110, 160 & 220 LG	✓ with adapter 32L

ADAPTERS		
		
28L M28 Ø32 064492		
32L M32 Ø32 064515		
37 LG		—
39 & 50 LG		✓ 28L M28 Ø32
110, 160 & 220 LG		✓ 32L M32 Ø32

COMPLETE (Ø 28)			
			
C20/B1 (20°) 056862	C180/B1 (90°) 056879	C180/B2 (90°) 056886	
37 LG			—
39 & 50 LG	✓*		✓
110, 160 & 220 LG			—


* = original equipment



Find us on social media



Created in 1964, GYS is a French family group with 730 employees worldwide. With its research centre, GYS is a leading player in the design and manufacturing of welding, battery charging and car-body repair equipment.

 GYS France
1 rue de la Croix des Landes
CS 54159
53941 Saint-Berthevin Cedex
Fax : (+33) 2 43 68 35 21
www.gys.fr / E-mail : contact@gys.fr

