

The **INVERTER** spot welding machine **GYSPOT BP.LCX-S7** fulfils the requirements for the welding of **High Strength Steels (UHSS/boron steel)**, with **550 daN** electrode force and **12 000 Amps** maximum welding current (with 230V supply). It is equipped with **2 clamps (X and C)**, providing more access possibilities to the car body. The automatic adjustment of the welding parameters in the **EASY MODE** makes the use of this machine extremely simple.

## Description

- Ideal X and C clamps for all types of metal works
- Lightweight and easy to handle X and C clamps: Weight 5 kg
- Single-sided gun with 3 meter cable: spot hammer welding, stud/rivet/ring welding, carbon shrinking
- Support cable bracket with a telescopic arm
- Control display 6"
- Remote control on the clamp
- Automatic detection of bad mains connection and bad mains voltage.

## Performance

- **Welding current:**
  - High welding current 12 000 A (230 V)
  - Digital display of the actual current value
  - Sound alert if the welding current is too low
  - Constant current control
- **Electrode force :**
  - Electrode force control
  - Digital display of the actual electrode arms force
  - C clamp electrode force: 550 daN.
  - X clamp electrode force: 550 daN with arms 120 mm.
  - Liquid-cooled arms up to the tips
  - Sound alert if the actual clamp force is too low

## Machine interface


- The **EASY MODE** allows welding without entering any parameter in the machine.
- 7 modes available to answer the requirements of both end users and car manufacturers
- User friendly: Large display (6"), with intuitive menus
- Saving of user welding parameters

## Tracability

- Record on SD card of the characteristics of each welding spot performed
- Restoration on any PC of the reports saved on the SD card



**12 000A - 230V**  
**550 daN**

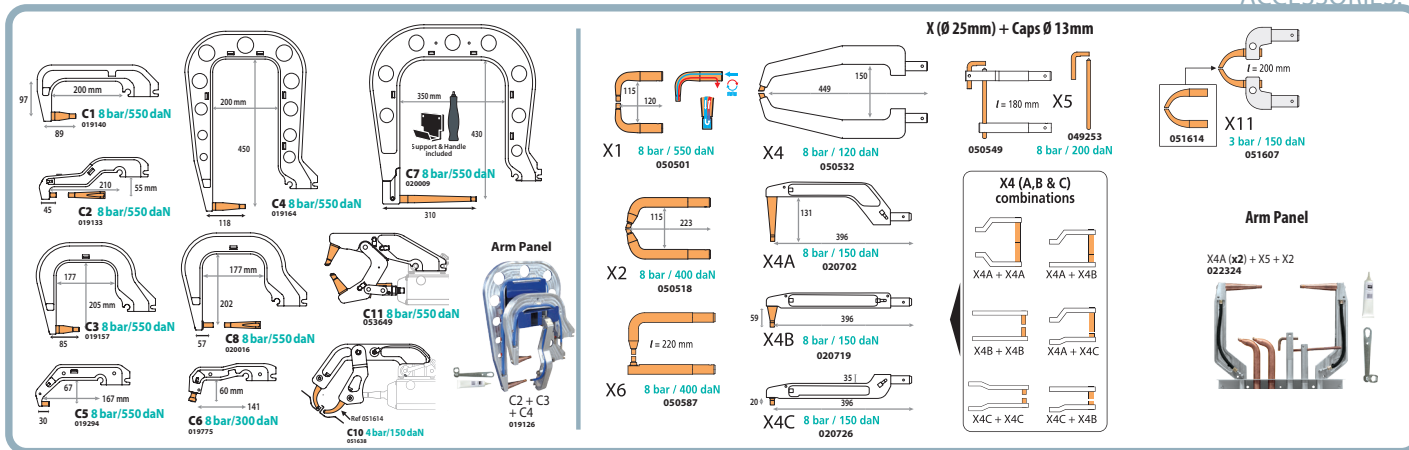


- Included :
- X1 & C1 Arm
  - single sided gun
  - earth cable






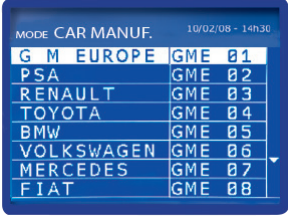



The « **BODYPROTECT** » concept protects the user against electro-magnetic fields. The machine is compliant with the directive 2004/40/CE.

## ACCESSORIES



50/60hz	AM	Spots/min (max) 2.5+2.5	I RMS	U <sub>0</sub>	mm		Cables	100% CU	↕	⚖
					↕	T				
3 x 200V	60A (D) 80A (D) 100A (D)	2	10 500A	15V	3+3+3	1.5+3	Liquid / Air Cooled	OK	65x80x205 cm	180 kg
3 x 208V		6	11 000A	15.5V			Liquid			
3 x 230V		10	12 000A	17V			Air			
3 x 240V			12 500A	18V			-			

1		<p><b>STANDARD MODE</b> The machine determines the welding parameters from the thickness of the sheets to be welded and the type of steel.</p>
2		<p><b>MANUAL MODE</b> Direct programming of the welding parameters - welding current - welding time - electrode force</p>
3		<p><b>MULTI MODE</b> The thickness of the sheets to be welded, as well as the type of steel, is specified for each sheet in the assembly. The machine determines the welding parameters.</p>
4		<p><b>GYSTEEL MODE</b> The hardness measurement obtained with the GYSTEEL Vision device can be entered directly in this menu in order to specify the type of steel. The machine determines the welding parameters.</p>
5		<p><b>AUTO MODE ** New **</b> Automatic detection : - of the metal type - of the metal sheet thickness - of presence of glue - of presence of insulating material between the metal sheets</p>
6		<p><b>CAR MANUFACTURER MODE ** New **</b> This mode allows recalling, in a welding spot list, pre-recorded welding spots from car manufacturer repair instructions. The welding parameters are automatically effective.</p>
7		<p><b>ENERGY MODE ** New **</b> This mode allows controlling the energy transferred during the welding spot. Only the welding current (A) and the energy (kWs) can be set in order to make the welding spot. This mode has been designed for test laboratories and car manufacturers, for approval purposes.</p>

